

Product Announcement

Web 3.6 and Mobile 1.5

This document highlights important changes related to the Web 3.6 and Mobile 1.5 releases. More information about these and other Electronic ICS (eICS) features is available in your system, through **Help**. If you have questions about changes not covered in this document, please contact your Customer Success Manager.

Web

New Features and Improvements on Objectives

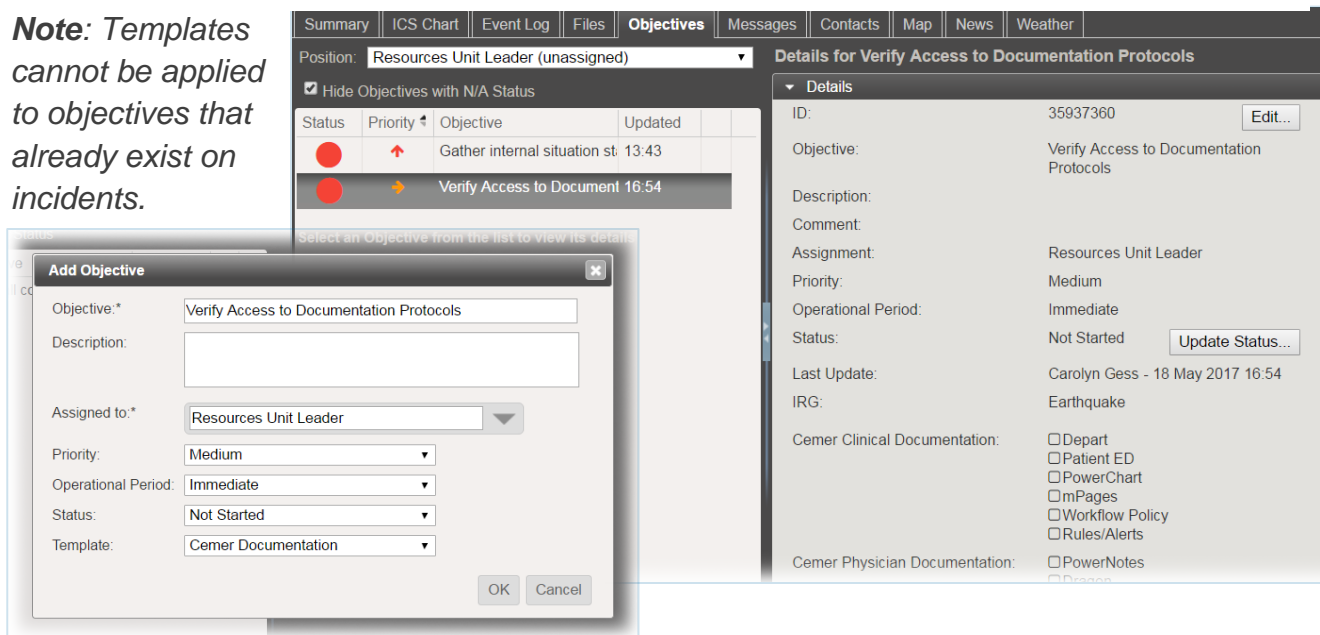
Multiple new features and improvements were implemented on objectives to facilitate the use of objectives in the response process. Objectives are specified on **Incident Response Guides (IRGs)** in the **Plan Summary** and associated with incidents created from the IRGs.

Added the Ability to Create Templates

The ability to create objective templates was added so that custom information can be provided when updating objectives. Domain and Facility Administrators can create templates through **Settings**, by selecting **Objective Templates**. Templates are constructed by specifying the name and expected type of values for one or more fields.

Through the **Plan Summary**, templates are then added to objectives that are associated with IRGs. Subsequently, when an incident is created using the IRG, objectives with templates automatically contain the fields specified on the template. Templates can also be applied to new objectives that are created on active incidents.

Note: *Templates cannot be applied to objectives that already exist on incidents.*



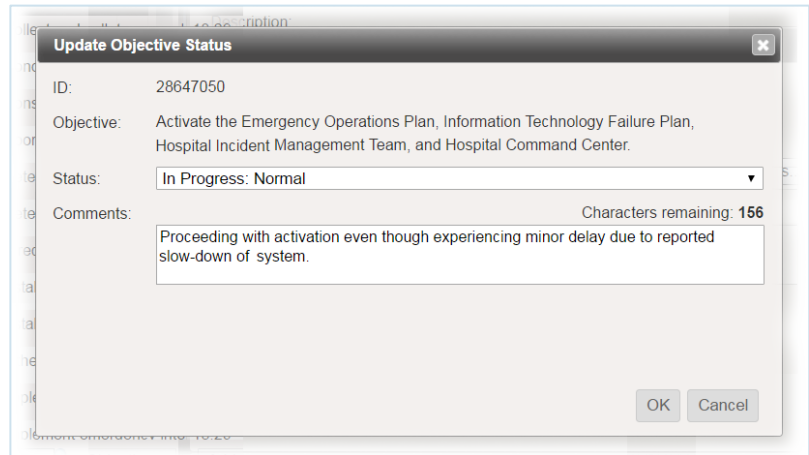
Added Identification Numbers

Identification (ID) numbers were added to incident objectives to make it easier to identify and reference them, especially when searching. Through the **Objectives** tab on an incident, ID numbers appear in the *Details* drawer, as well as on the *Edit Objective* and *Update Objective Status* windows.

Added Commenting on Status Updates

Commenting on status updates was added so that users could describe the objective status and/or challenges encountered while working on the objective.

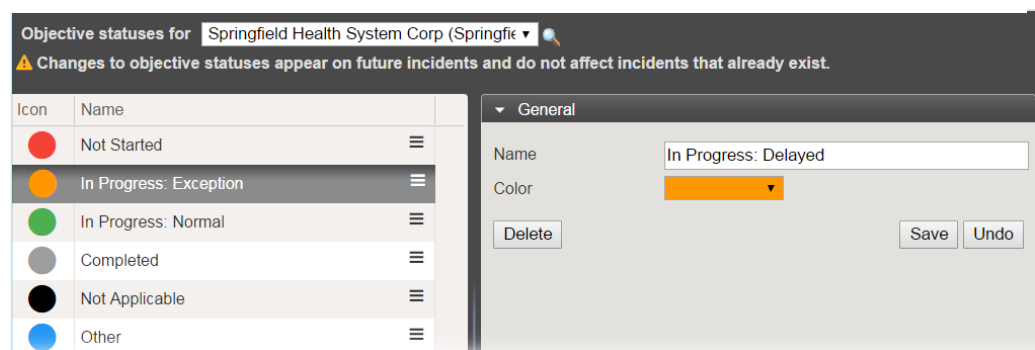
On the **Objectives** tab of an incident, comments are added through the *Details* drawer by choosing to **Update Status**, which opens the *Update Objective Status* window. Status updates and comments are documented in the *History* drawer.



Added the Ability to Create Custom Statuses

The ability to create custom objective statuses was added to better accommodate local workflows. Domain and Facility Administrators can customize statuses through **Settings**, by selecting **Objective Statuses**. Statuses can be added, deleted and/or reordered (statuses are assigned and available for selection in the order specified). The name and color of statuses can also be changed.

Note: Custom statuses are not available on existing incidents.



Added the Objective Status History Report

The new Objective Status History report was added to provide documentation of changes to objective statuses. Accessible on an incident through the **Print Form** option or through **Recovery > Incident Reports**, the report generates a list of objectives for which the status was changed during a specified time frame.

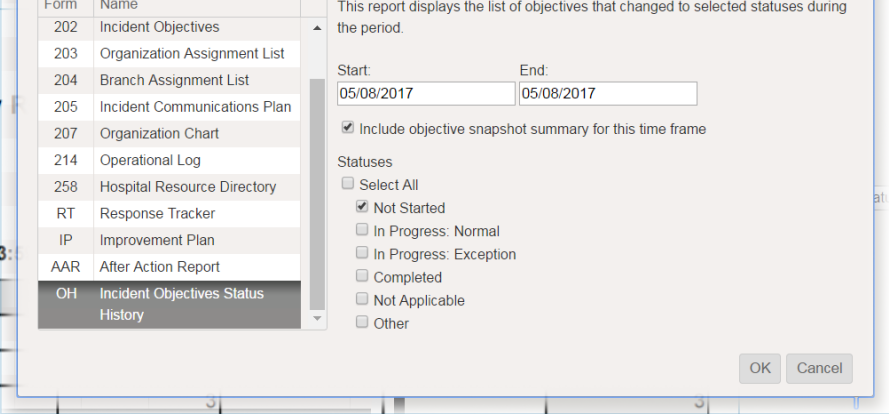
County Hospital West
Incident Objective Status History
Incident: Wildland Fire
Prepared by: Gess, Carolyn 08 May 2017 14:08 CDT

Objective summary at Mon, 08 May 2017 23:59:00 GMT -05:00

Status	Count
Not Started	
In Progress: Normal	
In Progress: Exception	
Completed	3
Not Applicable	0
Other	0
Total	30

Objective status changes from Mon, 08 May 2017 00:00:00 GMT -05:00 to Mon, 08 May 2017 23:59:00 GMT -05:00
Objective Created or Status changed to: Not Started

#	Id	Priority	Objective	Description	Assigned
1	35290239	High	Gather internal situation status including patient census and bed status.		Situation Unit Leader
2	35290240	High	Gather internal situation status including supply and equipment status, current staff and visitor		Resources Unit Leader



Updated the HICS 202 Incident Objectives Report with Time Created

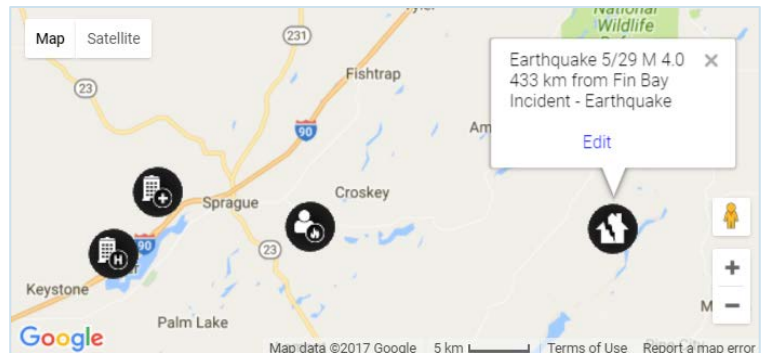
The HICS 202 Incident Objectives report was updated to include the date and time objectives were created, and as a result, clearly distinguish objectives added to an incident after it was started. Accessible on an incident through the **Print Form** option or through **Recovery > Incident Reports**, the report generates a list of objectives by status and time created.

Updated the After Action Report to Better Identify Incident Level Objectives

The After Action Report (AAR) was updated by labeling incident level objectives as *Incident Level* to differentiate these objectives from those assigned to positions.

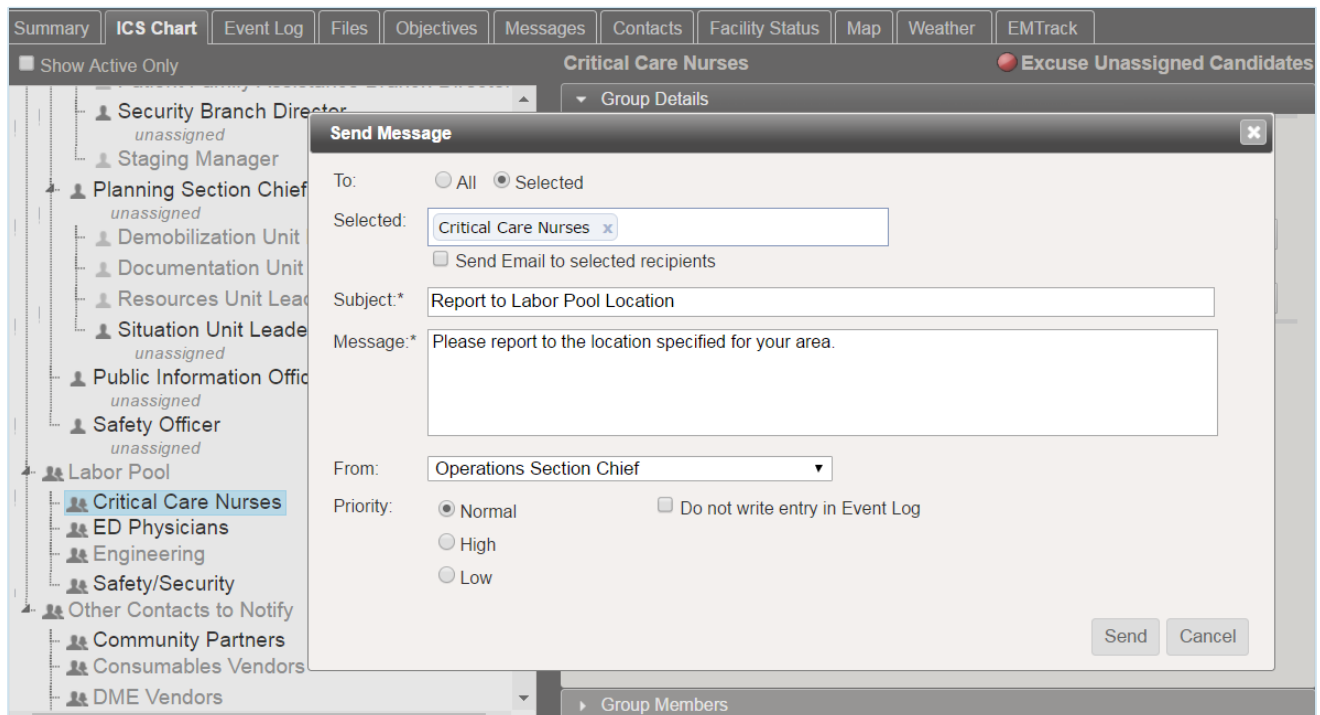
Updated Map Icons

Map icons were updated to offer a larger selection of preconfigured options, and in turn, to better represent various types of people, places, vehicles, weather and incidents on the map. Selecting new icons is simplified with a categorized pick list, and hovering over or clicking on icons provides basic information about the location, as well as a means to edit.



Updated Group Messaging

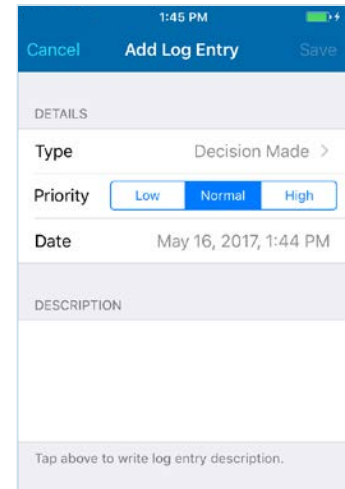
When creating a message during an incident, you can select subgroups identified in the **ICS Chart** (for example, groups created under *Labor Pool* or *Other Contacts to Notify*) as message recipients. Messages sent to subgroups are sent to each individual member of the group.



Mobile

Updated Event Log Entry to Allow Adding Past Events

Events that occurred in the past can be added to the **Event Log** and backdated. Future dates cannot be entered.

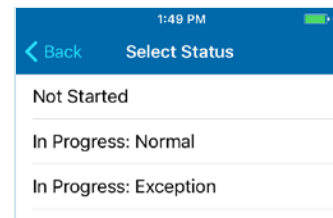


New Features and Improvements on Objectives

Multiple new features and improvements implemented on objectives in the Web solution were also applied to the Mobile app to provide continuity and enhance mobile functionality.

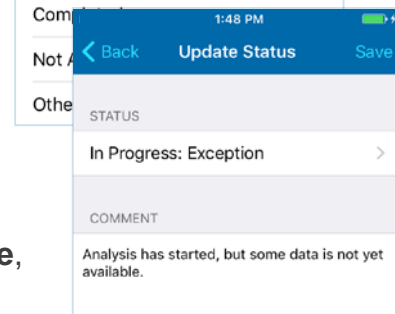
Added Custom Objective Statuses

Objective statuses customized through the Web solution are reflected in the order and font color of statuses available through the Mobile app.



Added Commenting on Status Updates

Commenting on objective statuses is available in the Mobile app through the **Update** option.

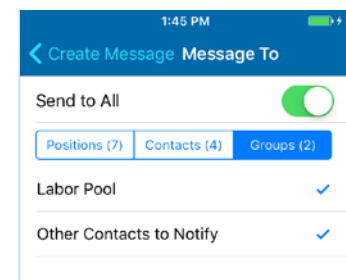


Added the Ability to Edit Objectives

Objectives on an incident can be edited to change the **Name**, **Description**, **Assigned to**, **Priority**, **Operational Period** and/or **Status** of the objective. Edits are documented in the objective's *History*.

Updated Group Messaging

Updates related to group messaging are available when creating and responding to messages using the Mobile app. Also, when the **Send to All** option is selected, all groups and group members are automatically included.



For more information, contact your Customer Success Manager or the support desk at 888-735-9559; in the support phone system, press 1 for Client Application Support and then 6 for EMSsystems.