

## EMResource® 4.5 Release Notes

These notes describe highlights of the EMResource 4.5 release scheduled for Wednesday, November 9, 2022. More information is available through the help in your solution or by contacting the Juvare Support at 877-771-0911 or [support@juvare.com](mailto:support@juvare.com).

### Continuation of Navigation Redesign

EMResource 4.5 continues to build on the navigation redesign initiated earlier this year. Many new user interface enhancements were applied to help you quickly locate the information you need when managing status types and user accounts, updating notification preferences, and setting up roles, resource types, regions, and event templates.

The main elements of the redesign in EMResource 4.5 include:

- When viewing information in a table, a targeted search bar now appears on the left to help you quickly find specific data. Meanwhile, the Column and Filter options have been relocated to the right.
- Now, when you hide columns in a table using the Columns option; the hidden columns remain hidden even when you navigate away. You can also reorder columns by dragging the header cell to the left or right, and you can pin columns in place, so they are always visible while scrolling.
- Now, you can navigate multiple pages by scrolling your mouse or using the Home, End, Page Down, and Page Up keys on your keyboard.

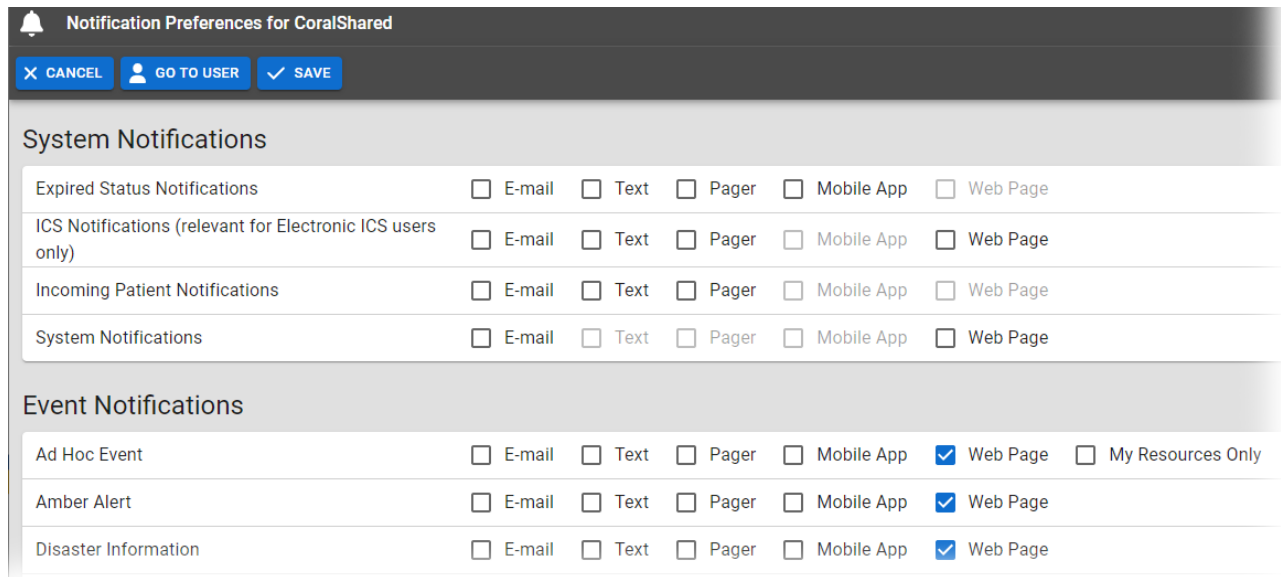
As with EMResource 4.0, these upgrades to the navigational pathways in EMResource are based on feedback from clients like you, design guidelines drafted by our user experience professionals, and Juvare's commitment to update our best-in-class solutions for ongoing use in the years to come.

### New Page Layout and Management

You can manage records more effectively through common actions such as viewing and editing details on the Status Types, Status Reasons, Resource Types, Resource List, Roles List, and Regions List pages. These redesigned pages allow you to quickly open records, providing valuable insight without the chance of accidentally making changes. At the top, the edit button allows you to make necessary changes.

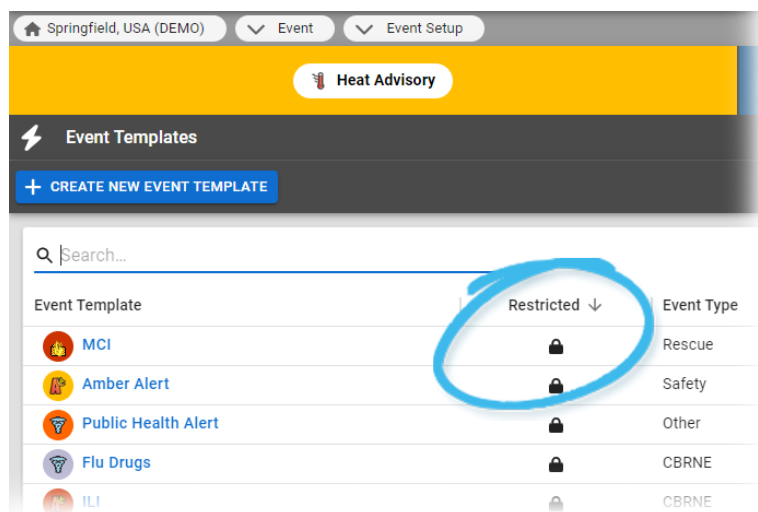
## Notification Preferences

On the Notification Preferences page, administrators can set up or edit a user's subscription to system event notifications and event notification methods without navigating away.



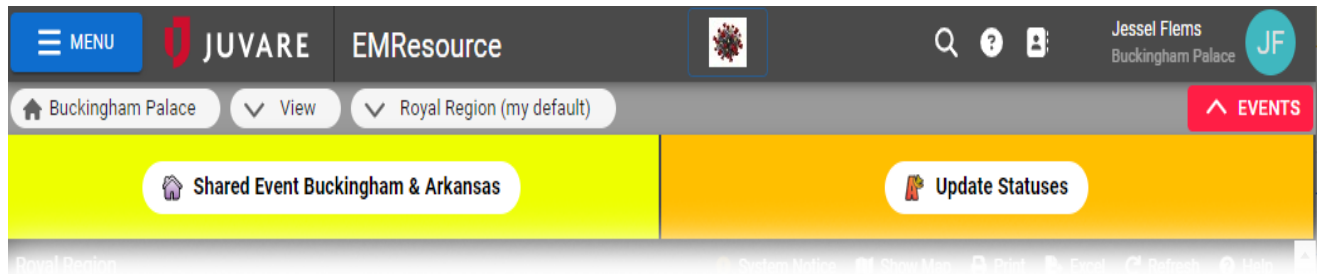
## Event Templates

An icon on the Event Templates page now denotes whether an event template is restricted or not. Restricted events can be started, edited, or ended only by users configured under the specific event template on the *Event Security for (event template)* page.



## Events Bar Color Contrast

Building on an important feature in our previous design, now the events bar displays warnings and visual reminders with higher color contrast ratios making text easier to read. Likewise, the event warning text appears in ovals that act as navigation shortcuts that immediately open the event page for more information.



## Resolutions

- An issue that caused the creation of duplicate forms was resolved.
- When sending event notifications in high volumes, enhancements now increase the speed of delivery and throughput.
- An issue that prevented key performance indicator gadgets from resizing on some dashboards was resolved.
- When updating the Health and Human Services' (HHS) TeleTracking data, now bulk upload supports the recently required pediatric reporting fields.
- An issue with bulk upload templates' content that includes NEDOCS was resolved.