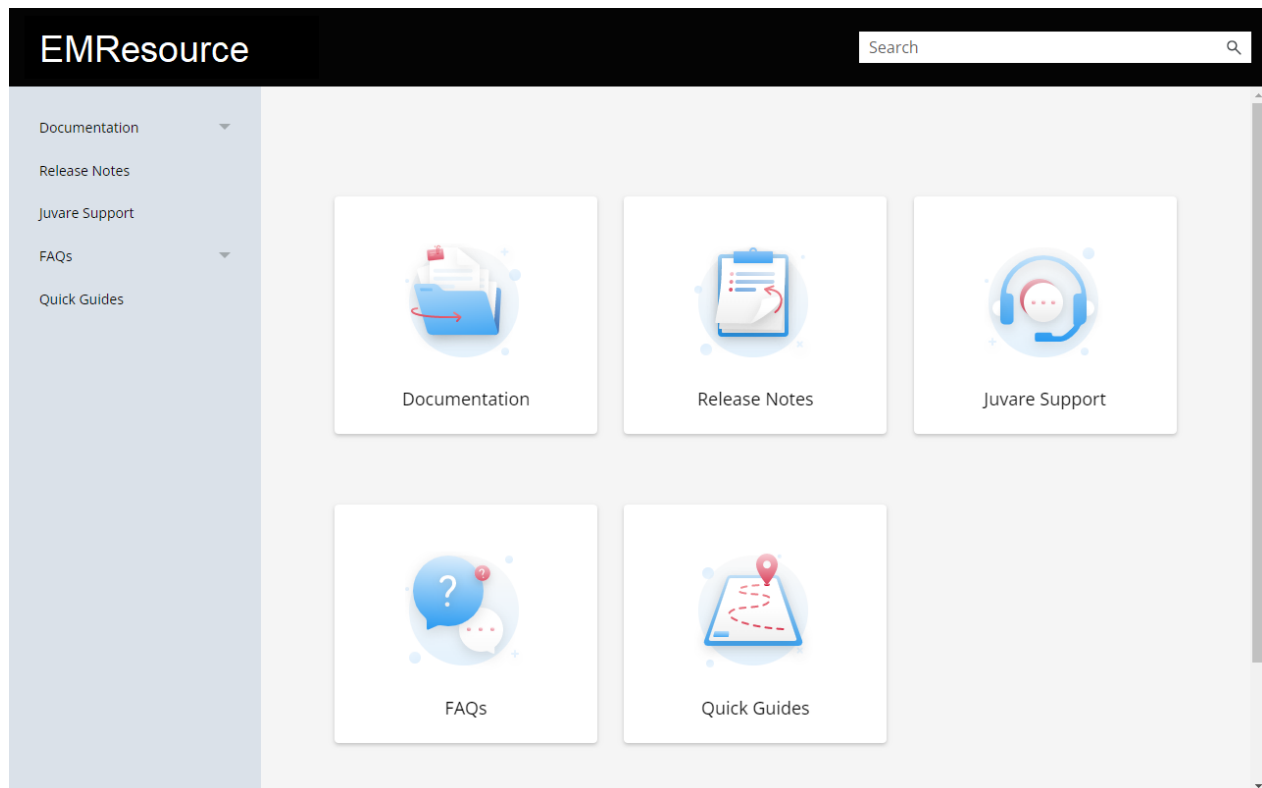


EMResource® 4.6 Release Notes

These notes describe highlights of the EMResource 4.6 release scheduled for Wednesday, January 4, 2023. More information is available through the help in your solution or by contacting Juvare Support at 877-771-0911 or support@juvare.com.

Help Center Upgrade

The EMResource Help Center, launched within your solution through Help on the upper right, was upgraded to simplify how you search, locate, and print information. Offering technical documentation, release notes, support details, and more, the Help Center is available 24/7/365 to ensure you have access to the information you need, when you need it.



Pending Forms in the Notification Center

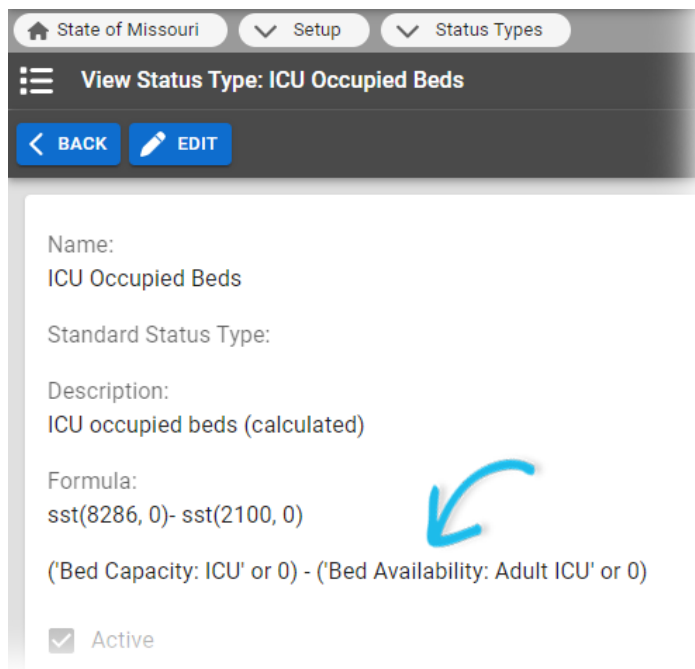
To help you acknowledge forms that need your attention, pending forms are now displayed in the notification center, so you no longer need to navigate away from your current task to review forms. When a pending form notification is delivered, an animated bell icon appears in the solution bar with an audible alert.

Antivirus Scan Before Saving

When uploading files to EMResource, an antivirus scan is performed before the files are saved.


Calculated Status Type Formula Names

As an administrator, when viewing standard or calculated status types, you can now see the names of the status types listed below the formula. For example, in this image, the total number of occupied ICU beds is calculated by subtracting Bed Availability from Bed Capacity.



Access to Other Juvare Solutions

If your organization uses other Juvare solutions, such as eICS and/or EMTrack, you can access these solutions by choosing Juvare Applications on the main menu. The Juvare Login Services page opens, offering links to your organization's other Juvare solutions.



Resolutions and Enhancements

- In the Event Snapshot report, resources are now sorted alphabetically by default.
- The colors of events in the Events Bar were adjusted to make the text easier to read.