

Adding Pediatric and Flu Vaccinations to Juware Events

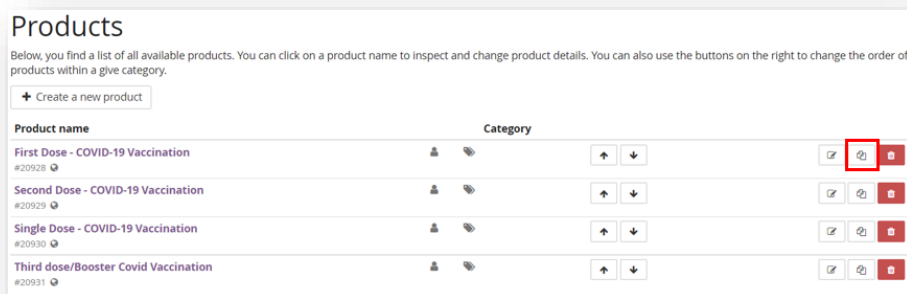
Per IDPH Guidance: For vaccination Events created at events.juware.com, the text found in the General>Settings tab should be reviewed and verified by POCs for age references regarding the Pfizer vaccine. Per CDC guidance: the new minimum age is now 5 years of age. Any reference that has been locally added to the POD/Event must be edited to reflect the new minimum age.

Overview

This document details the steps necessary to add the Pediatric COVID-19 and Influenza vaccination Products to a POD within Juware Events

Adding the new Product(s)

1. Log in to Juware Events
2. Navigate to the Event needing the new Product
3. Select **Products** on the left side
 - a. Click the **Clone** button next to a pre-existing Product



- i. Rename the new Product as desired
- ii. Click **Save and continue with more settings**
- iii. Select the **Availability** tab
- iv. Update 'Maximum amount per order' to be **one (1)**
- v. Update 'Minimum amount per order' to be **one (1)**

Available until Optional	2000-12-31	00:00:00
This product will not be sold after the given date.		
Maximum amount per order Optional	1	
This product can only be bought at most this many times within one order. If you keep the field empty or set it to 0, there is no special limit for this product. The limit for the maximum number of items in the whole order applies regardless.		
Minimum amount per order Optional	1	
This product can only be bought if it is added to the cart at least this many times. If you keep the field empty or set it to 0, there is no special limit for this product.		

vi. Click **Save**

Note: These steps will need to be completed for each new Product being added to the Event.
Ex: Pediatric Dose – COVID-19 Vaccination and/or 2021 Influenza Vaccination

Updating the Questions for Pediatric Dose – COVID-19 Vaccination

1. Select **Products** on the left side
 - a. Click on **Questions**
 - b. Navigate to the Question shown below and click the **Edit** button

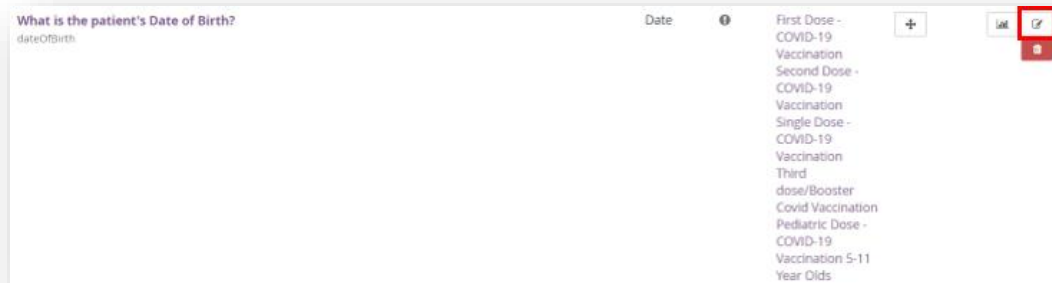
I understand only the Pfizer vaccine has been approved for use in patients 12 years of age and older. ZXMEDUFZ	Yes/No	First Dose - COVID-19 Vaccination Second Dose - COVID-19 Vaccination Single Dose - COVID-19 Vaccination Third dose/Booster Covid Vaccination Pediatric Dose - COVID-19 Vaccination 5-11 Year Olds
---	--------	---

i. Update the 'Question' field with the following verbiage:

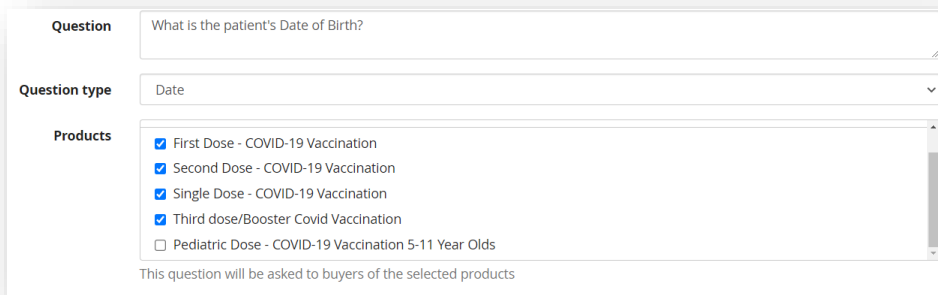
"I understand only the Pfizer vaccine has been approved for use in patients 5 years of age and older."

General	Advanced
Question	Updated verbiage would go here
Question type	Yes/No
Products	<input type="checkbox"/> All / None <input type="text" value="Search query"/> <input type="checkbox"/> Selected only <input checked="" type="checkbox"/> First Dose - COVID-19 Vaccination <input checked="" type="checkbox"/> Second Dose - COVID-19 Vaccination <input checked="" type="checkbox"/> Single Dose - COVID-19 Vaccination <input checked="" type="checkbox"/> Third dose/Booster Covid Vaccination
This question will be asked to buyers of the selected products	
<input checked="" type="checkbox"/> Required question	

- ii. Click **Save**
- c. Navigate to the Question shown below and click the **Edit** button



- i. Deselect the newly created Pediatric specific Product



- ii. Click **Save**
2. Select **Products** on the left side
 - a. Click on **Questions**
 - b. Click the **+ Create a new question** button
 - i. Type the following in the 'Question' field:
"What is the patient's Date of Birth?"
 - ii. Select **Date** for the 'Question type'
 - iii. Check the box next to the newly created Pediatric COVID-19 Product
 - iv. Click the **Required question** checkbox
 - v. Update the 'Minimum value' field to be **11 years** from the first day of the Event
 - vi. Update the 'Maximum value' field to be **5 years** from the first day of the Event

Question What is the patient's Date of Birth?

Question type Date

Products

- First Dose - COVID-19 Vaccination
- Second Dose - COVID-19 Vaccination
- Single Dose - COVID-19 Vaccination
- Third dose/Booster Covid Vaccination
- Pediatric Dose - COVID-19 Vaccination 5-11 Year Olds

This question will be asked to buyers of the selected products

Required question

Minimum value 2000-12-31
Optional
Currently not supported in our apps and during check-in

Maximum value 2000-12-31
Optional
Currently not supported in our apps and during check-in

vii. Select the **Advanced** tab

viii. Update the 'Internal identifier' field to **dateOfBirth**







General **Advanced**

Help text English
Optional
If the question needs to be explained or clarified, do it here!

Internal identifier dateOfBirth
Optional
You can enter any value here to make it easier to match the data with other sources. If you do not input one, we will generate one automatically.

ix. Click **Save**

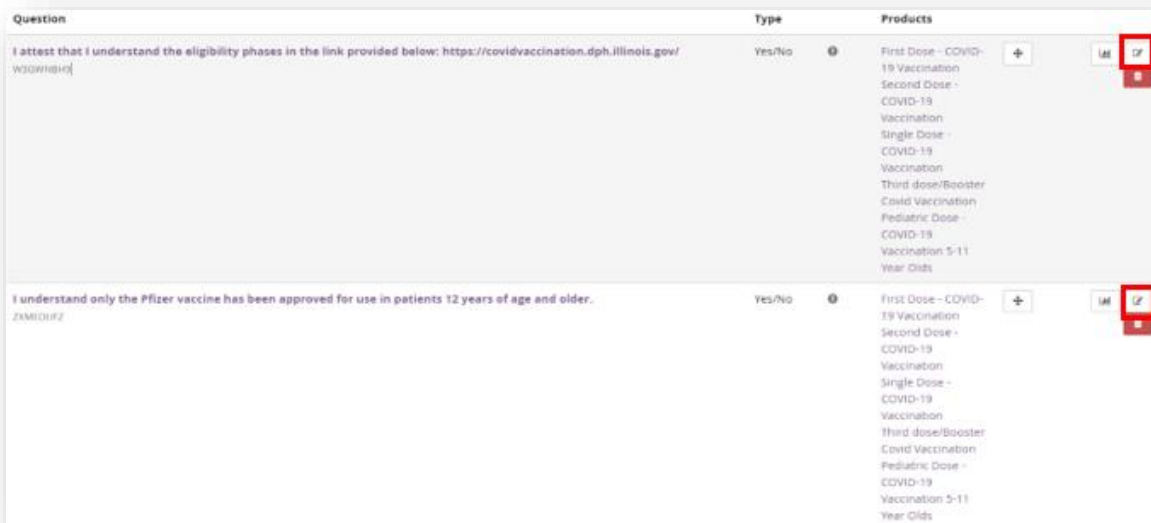
c. Using the **Move** button, place the new DOB Question down by the pre-existing DOB Question to match process flow

What is the patient's Date of Birth? dateOfBirth	Date	Pediatric Dose - COVID-19 Vaccination 5-11 Year Olds	+			
What is the patient's Date of Birth? dateOfBirth	Date	First Dose - COVID-19 Vaccination Second Dose - COVID-19 Vaccination Single Dose - COVID-19 Vaccination Third dose/Booster Covid Vaccination	+			

d. You may now begin adding this Product to your timeslots/quotas!

Updating the Questions for 2021 Influenza Vaccination

1. Select **Products** on the left side
 - a. Click on **Questions**
 - b. Using the **Edit** button, deselect the new 2021 Influenza Vaccination Product from the COVID-19 specific attestations.



Note: Additional Questions may have been added to your Event and will need to be adjusted accordingly to adhere to internal and state provided guidelines.

Updating the Event to Allow Selection of Multiple Products

This section details the steps necessary to allow patients to select one (1) COVID-19 Vaccination Product and one (1) Influenza Vaccination Product

1. Select **Settings** on the left side
 - a. Click on **General**
 - b. Select the **Cart** tab
 - i. Update the 'Maximum number of items per order' field to be **two (2)**
 - ii. Click **Save**
2. Select **Products** on the left side
 - a. Click on **Products**
 - b. Using the **Edit** button, complete the following steps on all Products not added using the steps in the 'Adding the new Product(s)' section above

Product name	Category		
First Dose - COVID-19 Vaccination #20928		+	-
Second Dose - COVID-19 Vaccination #20929		+	-
Single Dose - COVID-19 Vaccination #20930		+	-
Third dose/Booster Covid Vaccination #20931		+	-
Pediatric Dose - COVID-19 Vaccination 5-11 Year Olds #25924		+	-

- i. Select the **Availability** tab
- ii. Update 'Maximum amount per order' to be **one (1)**
- iii. Update 'Minimum amount per order' to be **one (1)**

Available until Optional	2000-12-31	00:00:00
This product will not be sold after the given date.		
Maximum amount per order Optional	1	
This product can only be bought at most this many times within one order. If you keep the field empty or set it to 0, there is no special limit for this product. The limit for the maximum number of items in the whole order applies regardless.		
Minimum amount per order Optional	1	
This product can only be bought if it is added to the cart at least this many times. If you keep the field empty or set it to 0, there is no special limit for this product.		

- iv. Click **Save**
3. Your Event is now ready for use!